

- ✓ Live rotation under maximum pressure
- ✓ Single bearing system
- ✓ Stainless steel internal parts
- ✓ Corrosion resistant
- ✓ Reinforced inner shaft and bearings
- ✓ Maintenance free

### Application

HP-Guns, hose connections, hydraulics, tangle-free applications

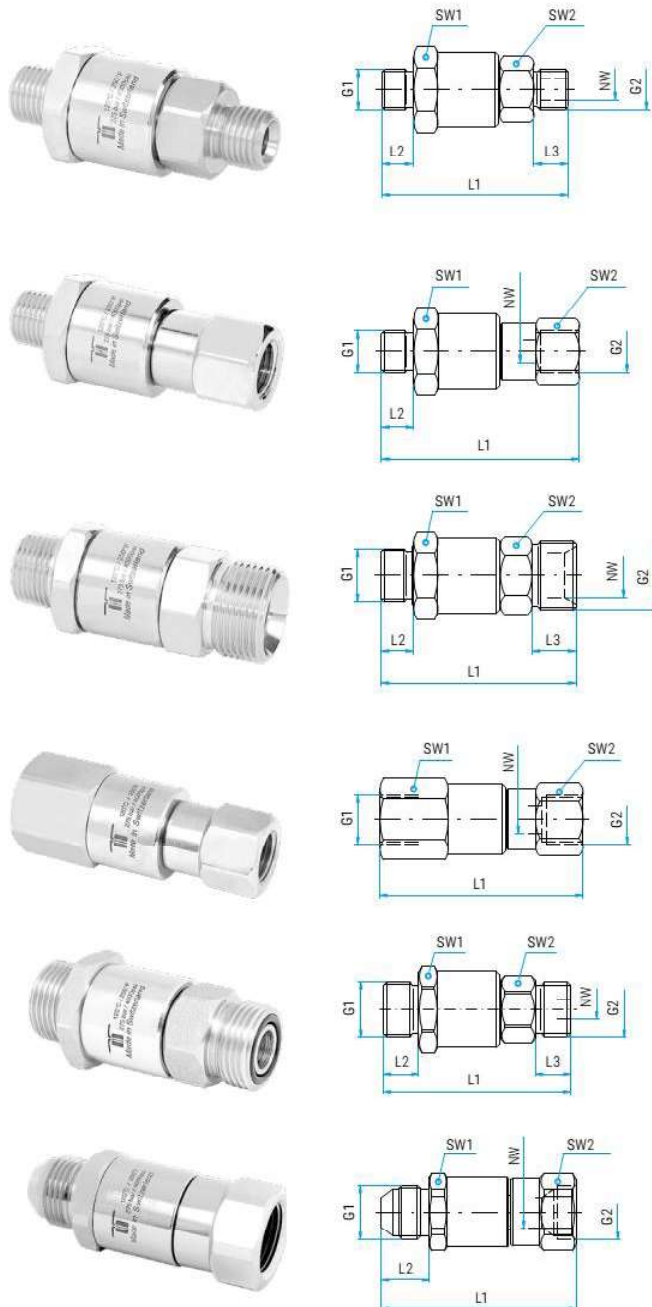
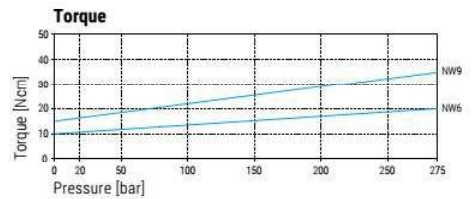
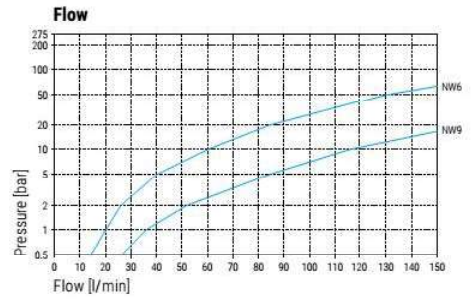
#### TECHNICAL DATA

**Pressure** 275 bar (27.5 MPa)  
**Temperature** 120°C  
**RPM** max. 30 rpm

**Body** stainless steel  
brass, nickel plated

**Inner part** stainless steel  
**Seal** O-ring NBR  
(optional: EPDM or FKM)  
**Bearing** 1x thrust ball bearing

**Throughput medium** pH 3 - 12  
10 µm filtered  
20 bar compressed air



#### DGV

Part No.	G1 (M)	G2 (M)	NW	SW1	SW2	L1	L2	L3	Weight
32.511	G1/4" M	G1/4" M	6	24	19	60	10	11	130g
32.513	G1/4" M	G3/8" M	6	24	19	61	10	12	130g
32.531	G3/8" M	G1/4" M	6	24	19	60	10	11	140g
32.533	G3/8" M	G3/8" M	6	24	19	61	10	12	140g
32.831	G1/2" M	G3/8" M	9	27	19	68	15	12	210g
32.833	G1/2" M	G1/2" M	9	27	27	72	15	15	230g

Part No.	G1 (M)	G2 (F)	NW	SW1	SW2	L1	L2	Weight
32.512	G1/4" M	G1/4" F	6	24	19	63	10	140g
32.514	G1/4" M	G3/8" F	6	24	22	64	10	160g
32.532	G3/8" M	G1/4" F	6	24	19	63	10	150g
32.534	G3/8" M	G3/8" F	6	24	22	64	10	170g
32.834	G1/2" M	G1/2" F	9	27	27	75	15	230g

Part No.	G1 (M)	G2 (QV)	NW	SW1	SW2	L1	L2	L3	Weight
32.517	G1/4" M	M18x1.5 M	6	24	19	58	10	10	130g
32.518	G1/4" M	M21x1.5 M	6	24	22	62	10	14	140g
32.519	G1/4" M	M22x1.5 M	6	24	22	62	10	14	150g
32.537	G3/8" M	M18x1.5 M	6	24	19	58	10	10	140g
32.538	G3/8" M	M21x1.5 M	6	24	22	62	10	14	150g
32.539	G3/8" M	M22x1.5 M	6	24	22	62	10	14	160g
32.839	G1/2" M	M22x1.5 M	9	27	22	69	15	14	230g

Part No.	G1 (F)	G2 (F)	NW	SW1	SW2	L1	Weight
32.582	G1/4" F	G1/4" F	6	24	19	67	180g
32.584	G1/4" F	G3/8" F	6	24	22	68	190g
32.592	G3/8" F	G1/4" F	6	24	19	68	190g
32.594	G3/8" F	G3/8" F	6	24	22	69	190g

#### DGV Face seal

Part No.	G1 (M)	G2 (M)	NW	SW1	SW2	L1	L2	L3	Weight
32.571	11/16"-16UN	11/16"-16UN	6	24	22	59	11	11	140g
32.871	13/16"-16UN	13/16"-16UN	9	27	24	62	11	11	170g

#### DGV Hydraulic

Part No.	G1 (M)	G2 (F)	NW	SW1	SW2	L1	L2	Weight
32.926	3/4" JIC M	3/4" JIC F	9	25	25	69	17	170g

#### Legend

M.. = metric thrust, ..M = male, F = female, G = gas pipe thrust, R = gas pipe thrust conical, QV = quick connects  
 SV = profile ring fitting, D = diameter, L = length, NW = nominal width, SW = wrench size

#### Additional Seal Options available

EPDM (E) or FKM/Viton (V). Please indicate letter of seal material after part number.  
 Minimum orders apply.